

SAIIL AWAY

SAILING WITH YACHTMASTER SAILING SCHOOL

come sailing on
MAGNIFICENT
Port Phillip

your floating
CLASSROOM
a sailing experience
like no other

Yachtmaster
5 DAY
LIVEABOARD





CONTENTS

MEET OUR PRINCIPAL	4
WHY YACHTMASTER?	6
SPOTLIGHT ON PORT PHILLIP	8
MEET OUR YACHTS	10
THE WEEK OF YOUR LIFE RYA 5 DAY LIVEBOARD	14
WEATHER WATCH SEND IN THE CLOUDS	16
MEMORABLE MOMENTS	20
CORPORATE SAILING	22
HOLIDAYS	23
FREQUENTLY ASKED QUESTIONS	24
TERMS AND CONDITIONS	26



*“Sailing teaches alertness and courage
and gives in return a joyousness and peace
that but few sports afford.”*

George Matthew Adams



MEET OUR PRINCIPAL Gordon Syme

Yachtmaster is led by Gordon Syme. He is the force behind the business. We interviewed him to discover his background and why he is so passionate about his sailing.

Gordon started sailing dinghies at 10 in Port Fairy and rapidly improved to the point where at 14, he was teaching anyone who wanted to learn. This is where his love of teaching sailing began.

By the time Gordon was 20, he had won two state championships and come second in the Nationals. At this time he was at the Royal Military College, Duntroon and while there joined the army sailing team and moved into sailing big boats. He was invited to race in the Raja Muda and King's Cup regattas in Malaysia and Thailand.

It was during these regattas that Gordon discovered what professional sailing was all about. He met his predecessor and mentor Gordon Reid, who invited, or rather insisted, that he attend some training courses with him. It was then that he realized sailing was his future, so he left the army and started teaching at Yachtmaster Sailing School.

Gordon bought Yachtmaster over 25 years ago and became Principal instructor. His turn of phrase is unique, and it enables his students to remember quickly and easily, what they're doing.

Gordon became a Yachtmaster, and an Instructor Trainer for Australian Sailing in dinghies, powerboats, racing, and keel boats. He was the only Victorian to become a Safety and Sea Survival Course Examiner and Instructor Trainer. He has also conducted Instructor courses in Melbourne, Tasmania and New Zealand.

In 2004, Yachtmaster was the first school accepted into the RYA scheme in Australia, and Gordon became the first Yachtmaster to be made an RYA Examiner in Australia.

Through Yachtmaster, he has been able to lead the way in sail training in Victoria for over 25 years. During that time, Yachtmaster has trained Olympic Sailors, World Champions, America's Cup Sailors, and Volvo Ocean Racing Teams. Yachtmaster is highly regarded by beginners and professionals alike.

His instructors are passionate about their students' sailing experience. They are hand-picked and all have RYA certifications, many miles and vast experience.

Even after teaching for over 25 years, Gordon is still passionate and interested in his students, and making sure that they all have fun.

His favourite saying is "Rule No. 1 is to have fun, Rule No. 1 of Yachtmaster is there is no such thing as a stupid question."

Why Yachtmaster?

Some of the reasons our students have given as to why they chose Yachtmaster.

1 Getting more time to learn and ask questions with small classes, maximum of five students to one instructor.



2 Getting exposure to our instructor's wealth of knowledge – stories and advice in regards to sailing, navigation, boats, clubs, sailors... you name it

3 Getting to know more clubs around the bay like Port Phillips best kept secret – QCYC.



4 Getting to narrow down and understand your requirements and budget for your future boat.



5 Getting to discover what 'cruising' really means – Learn that sailing can be just for fun and relaxed. It is ok to ease the sails and make it comfortable for yourself.



6 Getting an RYA certificate to be able to charter one day.



SPOTLIGHT ON Port Phillip

Port Phillip (known locally as Port Phillip Bay or the Bay), is a horsehead-shaped bay in the central coastline of southern Victoria, Australia. The Bay is near metropolitan Melbourne in its main eastern shore, and the city of Geelong in the much smaller western portion north of the Bellarine Peninsula.

The Bay covers 1,930 square kilometres and the shore is approximately 264 km. It is the largest bay in Victoria and one of the largest inland bays in Australia. Shallow for its size, the Bay provides short sharp chop and with a bit of wind, large waves. The sheer size of the bay allows for some exciting sailing.

Port Phillip Heads is a narrow entrance to the Bay and opens out to Bass Strait. In front of the Heads is the Rip, a turbulent patch of water between Point Lonsdale and Point Nepean. The Rip has strong tidal streams made turbulent by the flow of the tide in and out of Port Phillip. As the Bay is so large, it is a dramatic flow of water in and out of the Heads.

Melbourne is famous for its weather, especially the variety and frequency of change, often experiencing all seasons in one day. It has warm summers, glorious springs, mild autumns and crisp winters. With its variable climate, Melbourne heats up December to February (summer), cools down March to May (autumn), chills out June to August (winter), and warms up again September to November (spring).

Yachtmaster teaches sailing all through the year and some of the most delightful days on the Bay can be in autumn and in the Melbourne winter. Northerly winds are common in winter and they

tend to flatten the waves at the north end of the bay and provides invigorating sailing.

During the two day on the water courses, we visit a few yacht clubs for lunch and spend nearly the whole of each day sailing.



Yachtmaster.com.au at Docklands



Seal Hut

On a five day liveaboard course with Yachtmaster, you will visit all points of the Bay including; Sandringham, Blairgowrie, Queenscliff, visit the Port Phillip Heads and the Rip, Williamstown, Docklands and Brighton.

The 5 day liveaboard course encompasses nearly every port available for sailing with a mixture of long day sails, overnight sails and short hops.

When you sign up for a sailing course with Yachtmaster, you can expect an exhilarating adventure on the stunning waters of Port Phillip. Port Phillip is our home on the water and we can't wait to share it with you!



Sunset at Queenscliff Cruising Yacht Club

Yachtmaster Sailing School runs various courses on Melbourne's popular Port Phillip Bay.

MEET OUR YACHTS

Yachtmaster.com.au

Yachtmaster.com.au or Dottie is an Australian designed Radford, built for us in Taree by Shekinah Boat Works in 2004. It took us eight months of searching to find a suitable yacht for Port Phillip. We needed a yacht that could sail to windward comfortably, have good to exciting performance, enough room, and built to last.

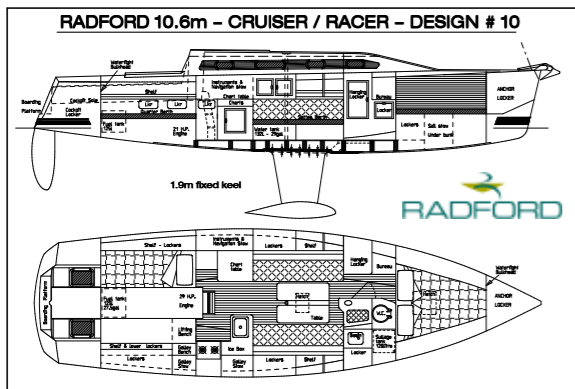
She has sailed over 35,000 miles and has proven to be an excellent sailing and training yacht. She

sails beautifully in light and heavy winds, and is Gordo's choice to sail.

Dottie is set up similarly to a standard charter boat, she has roller furling and single line reefing. She is easy to control even though she has more sail area than most charter boats.

Compared to the same length charter yacht, Dottie does not have the same interior volume, but as she sails so much better we don't care. She sails 6; sleeps and dines 6 comfortably; however cooking for 6 can be a squeeze, so occasionally we go to the pub for dinner.

Dottie gives us the ability to have novices out in big winds when most boats are hiding from the weather so they learn to control the situation. Excellent for training, she is a lively and responsive boat, enabling the students to feel and understand what goes on when adjusting sails. Beginners can handle her easily, and the more experienced learn to push the boat and themselves.



MEET OUR YACHTS

Slinky Malinky

Slinky is a Northshore 370 designed by Scott Jutson and named Boat of the Year when launched. Prior to our ownership she was raced and cruised extensively, including the Sydney to Hobart and Melbourne to Vanuatu races. We have had her in our fleet for 5 years and loved her for all of it.

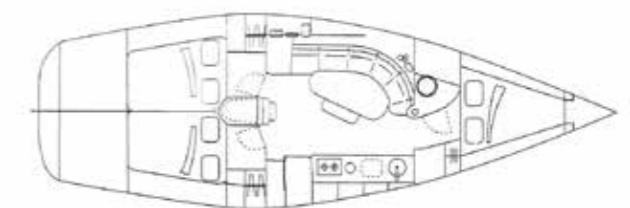
Slinky Malinky has a charter boat interior and a performance hull and rig. This enables comfort when not sailing and great performance when sailing. With a large wheel and rudder, she is excellent for teaching close quarters boat handling which helps to build enormous confidence for our students.

comfortably in the three double cabins. She has a large saloon with a very high ceiling making it light and airy for comfortable learning and sailing. The cockpit is long and wide with both the traveller and primary winches easily accessible.

Slinky Malinky is a comfortable and easily sailed yacht suitable for students of all skill levels. She glides through the water with ease and handles all weather that Melbourne offers.

Slinky Malinky was named after a character in the Hairy Maclary books by Lynley Dodd

Slinky Malinky has a large linear galley and plenty of head room. She is easy to sail and sleeps 6





The Syme family snorkling off the yacht while chartering in Thailand.

“That’s what a ship is, you know - it’s not just a keel and a hull and a deck and sails, that’s what a ship needs. But what a ship is, really is, is freedom.”

Capt. Jack Sparrow



RYA 5 DAY LIVEBOARD

The week of your life

DAY 1

We met our crew and instructor. There was a range of different abilities onboard so everyone was allocated a position based on their experience. We sailed from RBYC to Queenscliff.

Each day a crew was assigned as 'skipper for the day' or at change over locations. The skipper was responsible for preparing the yacht for sailing; plotting the course; entering the Log; engine checks; choice of sails (reefs, if needed); briefing the crew and organising crew for meal preparation.



DAY 4

We sailed from Williamstown up the Yarra River to Docklands. It was awesome that we could be so close to the city on a yacht. We did some boat handling in the marina as well as learning to berth and maneuvering the yacht. Then we prepared dinner at the Melbourne City Marina facilities.



DAY 2

At Queenscliff we practiced maneuvering in close quarters. Prepared meals and organised to do a night sail. We sailed over to the Port Phillip Heads to see the Rip and the system of lighthouses which organise all the shipping through the Heads. It was amazing to get into the channel and see the runway of lights. We overnighted in Blairgowrie YC.

DAY 5

Sailed from Docklands. We couldn't believe it was our last day. We needed to sail back to Brighton and sort out the boat, making sure everything was shipshape and pack up.



DAY 3

Leaving Blairgowrie YC we decided to go to Royal Victoria YC. It was a long and windy sail over to Williamstown. We covered 27 miles through the Coles Channel making our way towards the city. After a long day sailing, we decided to out for dinner. It was fabulous to get the cobwebs out of our heads and we were really starting to feel confident about sailing. It is true that repetition is the key to learning.



I would thoroughly recommend this course to anyone who purchases a sailing vessel, regardless of your sailing experience. Boat handling skills are not met by just having a licence, but by constant practice, seamanship, maintenance and preparation before taking charge of a boat. This course has not only provided us with an RYA certificate for an overseas charter, but has made us more aware of what we do when taking charge of a vessel.

Ray Veal

WEATHER WATCH

Send in the Clouds

Sunny days and blue skies are fabulous for the happy snaps of holidays but a sailor loves clouds. Clouds usually have wind underneath them and wind makes the sails fill, the boat heel over and speed through the water.

Gordon has been taking photos of clouds for years. There are low-level clouds: Stratus; Stratocumulus; and Cumulus. Mid-level clouds: Altostratus; Alto cumulus; and Nimbostratus. And the high-level clouds: Cirrus; Cirrocumulus; and Cirrostratus. And of course there is the Cumulonimbus – the biggest beast among them all.

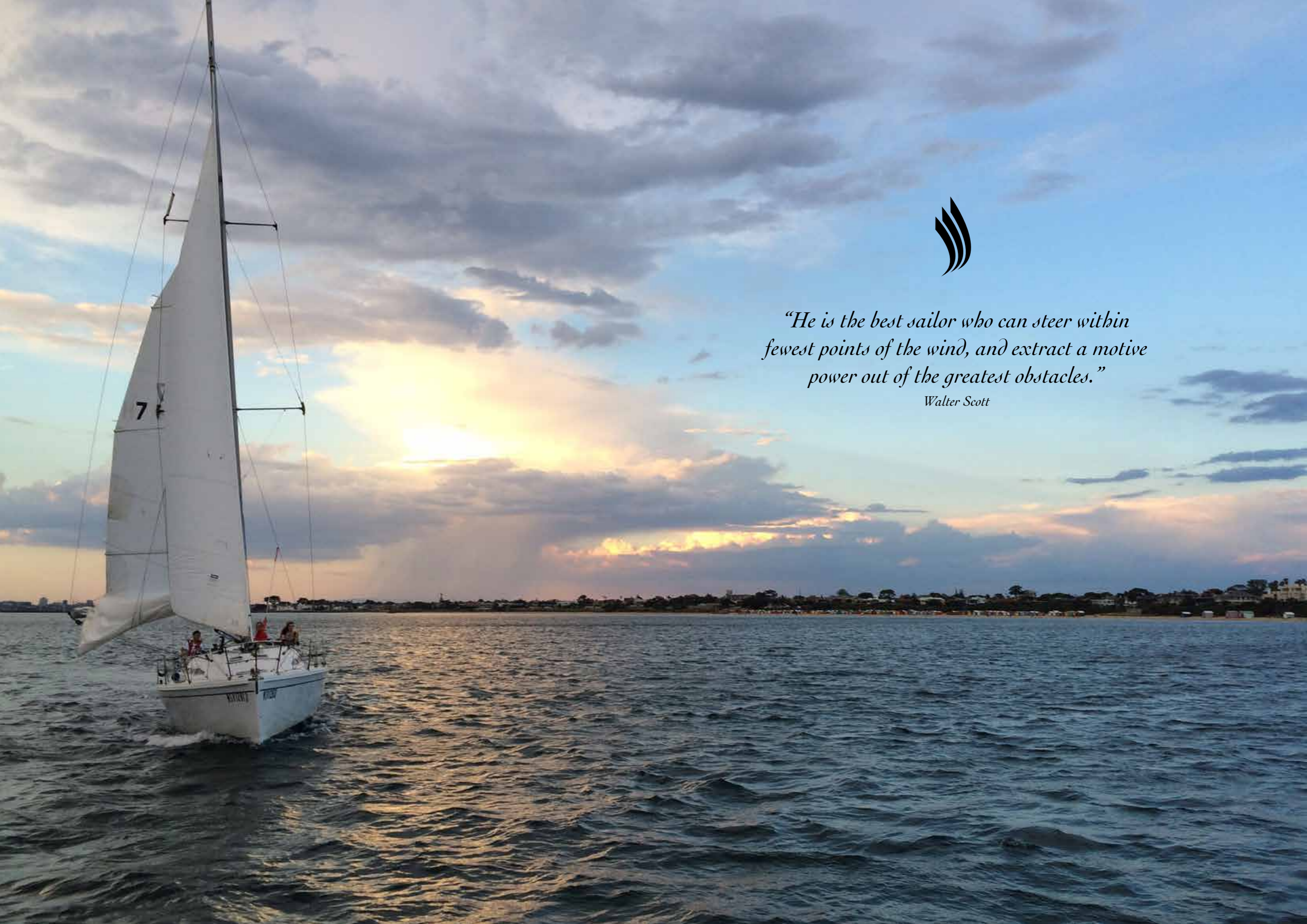
Follow Yachtmaster Sailing School on Facebook to see all the amazing clouds Gordon posts.



*“Mackerel skies and mares tails,
soon will be time to shorten sails.”*

Sailors Proverb





*“He is the best sailor who can steer within
fewest points of the wind, and extract a motive
power out of the greatest obstacles.”*

Walter Scott

Memorable Moments

Many of our students send us their happy snaps. Here is a small selection of the fun they have been having. Send us your favourite images and we'll add them either to the next magazine or the Yachtmaster website.



“Land was created to provide a place for boats to visit.”

Brooks Atkinson



What will be your memorable moments with yachtmaster? There's only one way to find out. Email yacht@yachtmaster.com.au to book your next course.

CORPORATE SAILING

Teamwork makes the dream work

Sailing is a fabulous way to get your team working together. It takes several people doing various jobs on the boat to make the boat sail. Not only does it clear your head and refresh your soul, it also empowers and resets your mind.

Our team building works in a few ways. A half or whole day. A half day of racing teams against each other either before or after lunch, or two sessions on morning or afternoon.

Or we can take 10 of your top people away for 5 days on a liveboard course. So much better than

a week in a spa resort. They will receive a recognised certificate that can be used if they want to charter. Learning to work together on a boat is totally different to a work environment.

Yacht clubs are full of top leaders in their field. They find the stress and strains of everyday work just evaporate once they go sailing. It's a huge health benefit.

If you are interested in a corporate event, please schedule a time in our calendar or send an email to yacht@yachtmaster.com.au and we can discuss which way is the right way to engage your staff.



Holidays

Thailand Croatia Majorica
Greece Carribean Turkey
Mediterranean

Looking for a sailing holiday with your family? Want to meet other like minded sailing families? Want the added security of having a professional sailor to hand if required?

We have been running flotillas (groups of boats) in various scenic spots for past few years. Each family has their own boat, in the size they feel comfortable with and we all sail around, each day somewhere different. You spend all day on your boat with your family and in the evenings, we get together for a bit of fun. Usually the adults on one boat and the kids on another. It's a very enjoyable way to holiday.



FAQ's

Where do we meet for a practical course and what do I need to bring?

The meeting point for all practical courses is on Middle Brighton Pier at the gates to the marina - walk down the pier - 253 The Esplanade, Middle Brighton. Parking can be a problem so allow time to park - try Beach Rd/The Esplanade or side streets but check the signs.

Introductory and Intermediate courses

start at 9.20am. Wear clothes suitable for the season and non-marking white or light coloured soled shoes. We provide wet weather gear if required. Bring a cap, sun glasses, bottle of water and sun screen. We stop so lunch can be purchased or you can bring your own. Course finishes at 4.30pm.

Night Sail same meeting point as above starting at 7pm during daylight saving and 6pm during winter.

2 Day Passage Courses start at 9.00am. Breakfast and lunches supplied but dinner is usually at a local pub. Students need to bring a sleeping bag, toiletries and a few change of clothes in a soft bag. Wear clothes suitable for the season and non-marking white or light coloured soled shoes. We provide wet weather gear if required. Bring a cap, sun glasses, bottle of water and sun screen. Course finishes approx 4.30pm the final day.

5 day liveboard courses start at 9.00am. Most meals are supplied but the occasional dinner is take away or pub meal. Students need to bring a sleeping bag, toiletries and a few change of clothes in a soft bag. Wear clothes suitable for the season and non-marking white or light coloured soled shoes. We provide wet weather gear or bring your own. Bring a cap, sunglasses, bottle of water and sun screen. Course finishes approx 4.30pm the final day.

Where do we meet for a theory course and what do I need to bring?

The meeting point for most theory courses is at Royal Brighton Yacht Club, 253 The Esplanade, Middle Brighton. Parking can be a problem so allow time to park - try Beach Rd/The Esplanade or side streets but check the signs.

Coastal Navigation, Day Skipper Theory, Yachtmaster Theory Courses

meet at 9.00am at Royal Brighton Yacht Club. Please bring note pad, pens, two soft 2B pencils, eraser and any previous notes. You also need parallel rules and dividers (which can be purchased from us if ordered prior to the start date).

Radio Operators Courses meet at 6.30pm at Royal Brighton Yacht Club. The Marine Radio Operators Handbook is sent in the mail prior to your course. Appendix I page 86 details what will be in the examination and which parts of the book likely to be in the examination. Please bring notepad and pen, and you MUST BRING A PASSPORT PHOTO for your license which will be sent with your exam paper to the Australian Maritime College.

Safety & Sea Survival Courses meet at 9.00am at Royal Brighton Yacht Club. The wet drills are on the 1st day and the test on the 2nd day. Please bring: wet weather gear incl. footwear, PFD, towel, change of clothes, notepad and pens.

Diesel Maintenance Course meet at 6.30pm at Royal Brighton Yacht Club. Please bring notepad and pen. Wear clothes that you can get dirty as you will need to change oil, filters etc

Do we sail in rainy weather?

We sail rain or shine, in light wind and heavy wind - in just about everything but a gale. All the yachts we use have been selected for their

suitability to sail on Port Phillip. We teach you how to make a yacht sail in light winds, and how to reef sail and maneuver a yacht in heavy winds. We supply wet weather gear if required or you can bring your own. As we have no control over the weather and the weather man often gets it wrong, we always meet to assess the day at the gates to the marina. The instructor will decide if the conditions are suitable for teaching. If he decides to postpone the day, we will reschedule.

How old/young do I have to be?

We will take students from 7 to 70. However, students under 16 must be accompanied by a guardian. Sailing is not an ageist sport as 'old age and treachery can overcome youth and skill'. We can organise training for family groups if required.

I am a dinghy sailor wanting to sail keel boats, where should I start?

Many dinghy sailors have great sailing skills but no navigation skills. We recommend the dinghy sailor to start at either the Intermediate or 5 day RYA Competent Crew level for practical or Coastal Navigation for theory.

Will you teach me on my own boat?

We will train to your skill level, your boat and your goals. Our instructors will teach you how to operate your boat to cater for what you want to learn and what we know you need to learn.

Can I customise a course to my needs?

We do not change the formats of our courses as they are part of the world's best training scheme and we have criteria that must be met, but we can set up a private lessons if required.

Do you teach the STCW10 qualification?

We do not teach the STCW10 courses. Please contact Offshore Maritime Training Centre in Brisbane on 0428 749 166. Or the Australian Maritime College in Launceston 03 6335 4711.

Do I need to do all the courses from beginning to end to get my RYA Yachtmaster?

No, you can enter at any stage as long as it is suitable to your experience. But if you enter at a level higher than your experience, you may struggle as prior knowledge/mileage is assumed. There is a previous experience necessary section for each RYA certificate.

What our students say...



Amazing 5 day Day Skipper training with Yachtmaster.com.au. Learned a lot while having a good fun with a bunch of fantastic new friends on the boat. We had rain, strong wind, light wind, sun and clouds, night sailing and boat handling, all that in a good team. Thank you, Gordon Syme for all the fun and knowledge! **Miloslav Shulev**



To everyone that may want to discover sailing, or learn the right things in the right way (having fun, and safe). I would also recommend it to everybody that I've ever sailed with, as I'm sure most of them would learn things during the course, at the very least they'd learn how to teach by seeing you doing it, as the way you explain things are much better than most people's abilities.

Miguel A Molina



Would we recommend Gordon? Absolutely! To anybody who wants to learn to sail. From beginner to those experienced sailors who wants to climb to the next level. As soon as this COVID-19 business is over and we can return to the water we will be arranging our next skills session with Gordon. **Penny and David Goodman**

Terms and Conditions

1. BOOKINGS

Will be deemed firm once the booking form is received, completed in full and signed, with one per student and the minimum deposit/balance per person per course.

2. CONFIRMATION

The school will confirm the booking, in writing, when the booking form and deposit/balance has been received.

3. PAYMENT BALANCE

2 DAY courses the full fee is required the day prior the course.

5 DAY courses the full fee is required one month (28 days) prior to the course.

If within 28 days prior to the course, the student has not paid the balance, the school reserves the right to sell the student's berth.

If the school is successful in selling the berth and mitigating its costs, the student will only forfeit the deposit.

If the school fails to sell the berth, the student will be liable for the full fee. If the student fails to remit the balance due, it is agreed that 3% per month can be added to the outstanding amount, on compound interest rates, from the 28th day, prior to the course until paid.

If the school fails to fill adequate places to run the course a position will be offered on another course or a full refund given.

4. TRAVEL INSURANCE

The school strongly recommends travel insurance to cover the inability to attend a course or leaving a course early due to illness or injury as we cannot refund the course fees if a course is canceled within 28 days of the course date.

5. COURSE DURATION

2 DAY course start 0930 hours until approx 1630 hours each day.

OVERNIGHT courses start 0900 hours until approximately 1630 hours the following day.

5 DAY courses from 0930 first day until 1600 hours the last day.

The foregoing times are, of course, dependent upon the weather conditions and the instructor's/skipper's decisions and the seaworthiness of the vessel at the time.

6. DELAY/NON ARRIVAL

Subject to the foregoing the vessel on the weekend courses will wait for a late student up until 1000 hours Saturday. For 5 day courses, provided the student is on board before 1000 hours on the first day no problem arises. The vessel setting out on 5 day courses will not wait on the first day beyond 1000 hours.

If a student cannot attend their course through illness or commitments elsewhere it is requested that the school be contacted as soon as possible. Every possible attempt will be made to mitigate the student's costs, to let the berth elsewhere. If successful the student will only forfeit the deposit. If unsuccessful the student will be expected to pay the full fee.

Any student who fails to arrive, for any reason whatsoever including illness and has not notified the school, will automatically forfeit the total monies paid and no liability by doing so shall attach to the school whatsoever.

7. UNDER 18's

12-16 year olds accepted when sailing with parent or guardian. Unaccompanied children accepted at 16-18 but all booking forms for under 18's to be signed by parent or guardian, stating this fact after the signature.

8. INSTRUCTION ON YOUR OWN VESSEL

All conditions herein apply, plus the student will be expected to reimburse any traveling or out-of-pocket expenses for the Instructor from the Melbourne base to wherever the vessel is lying, and the return journey plus salary.

The student's vessel will be expected to be equipped with the minimum YA or Marine safety standards for areas sailed. If on arrival at the vessel the Instructor considers the vessel unsafe to operate, the Instructor is at liberty to refuse to undertake the training. In this case the student remains liable to pay the cost of a minimum of one day's instruction plus traveling expenses where relevant. The student's insurance must be Fully Comprehensive, covering all aspects of normal marine insurance for the area in which the vessel is expected to sail.

The Instructor is at no time in charge of the vessel. The student will remain master of the vessel and accept all responsibility for the vessel. Yachtmaster Sailing School are not to be held responsible nor liable for any damage while our Instructor is on board. The student will provide the instructor with all bedding and victualing whilst on board (if applicable).

Please allow for the instructor's traveling time as a percentage of the daily rate quoted with additional days leeway to allow for adverse weather.

9. HEALTH

Students with special medical problems should check that their GP considers them safe to sail and advise the school of the condition when booking, and both the principal and skipper when reporting for the course. Bring any personal medication necessary.

10. SKIPPER'S/PRINCIPAL'S DECISIONS

The principal's decision is final at all times, on any of the school's property and the school's vessel until the skipper takes over. From the moment the skipper steps onboard the instruction vessel in accordance with marine practice, the skipper's decisions are final always.

All students/crew will accept all orders and decisions given to them by the skipper at all times whilst onboard the school's vessel or ashore, for the duration of the course until the course is complete and the skipper is no longer onboard the vessel. The skipper's authority is total day and night in accordance with marine law.

If for any reason whatsoever a student does not accept an order from the skipper or his designated substitute, whether the student considers it to be reasonable or not, the student shall be considered to be in breach of his Articles of Sailing. The skipper shall take any action or decision he considers fit for the wellbeing of the vessel and crew. If the student is placed ashore at the nearest port no liability whatsoever shall attach itself to the school and neither shall the student have redress for any expenses or unused portion of the fee. Neither any redress against the skipper or school as a result of actions taken by the skipper.

11. SEA TIME

Every attempt will be made to give pupils maximum sea time. However, if in the skipper's opinion weather conditions, safety or any other considerations renders it imprudent, the skipper's decision is final.

12. RESCHEDULE DUE TO WEATHER

While every effort is made for classes to go ahead on the day planned, sometimes the weather can be unsuitable. In this event, the student will be contacted via phone and a replacement day organised to suit. Any

further changes or non-attendance will occur a full day reschedule fee.

13. VESSEL CHANGE

If, for any reason, the school is unable to fulfill a booking or a vessel becomes unseaworthy for any reason whatsoever, the school will inform the student immediately the knowledge is available. No liability shall attach itself to the school beyond the refund of the full fee paid by the student(s) or unused portions thereof.

14. SCHOOL INSURANCE

The school is insured for Instruction. However student's needs vary, the school strongly advises that the student obtain their own insurance for sickness, course fees, illness or accident onboard, or any other reason the student considers prudent for his personal life style or well being.

15. DISCLAIMER

No liability is accepted for any student's vehicles parked or student's possessions in the vehicle, on the pontoons or in the schools vessels.

No liability is accepted for students whilst on school grounds, in any of the school properties, club grounds, on ladders, pontoons or vessels and all students participate in any aspect of the course at their own risk.

16. BREAKAGES OR DAMAGES

Howsoever caused must be immediately notified to the skipper or principal for safety. Students shall be liable for any loss or damage to school equipment, vessel's equipment, up to and including the first \$200 per item.

17. CERTIFICATES

The school's standards of instruction are high and certificates will only be issued at the end of a course if, in the opinion of the school's instructors and principal, the student has reached the necessary standard as set out in the RYA handbook. The school's principal and instructor's decision shall be final and accepted by all students.

18. DUTIES ONBOARD

All students will be expected to participate in cooking, cleaning vessel and routine maintenance as required by the Instructor. At the end of the course all students will be expected to clean the vessel from stem to stern.

19. LOST PROPERTY

The school is not to be held responsible for any articles of clothing or other property left on a vessel or at club or school property. Please ensure you take all your belongings with you when leaving the vessel or school.

*discover real freedom...
sail away with*

YACHTMASTER

Don't let another year pass you by,
get ready to take off and enjoy the serenity.

If you need more information on any of our
courses call, email or schedule a meeting
to discuss your needs.

Looking forward to seeing you sail away.



yacht@yachtmaster.com.au

yachtmaster.com.au

03 9699 9425